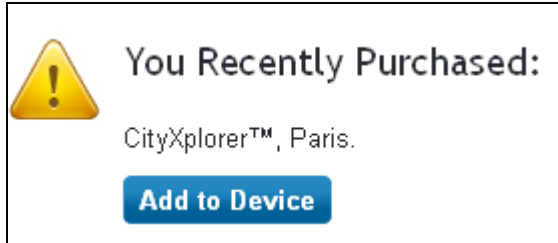
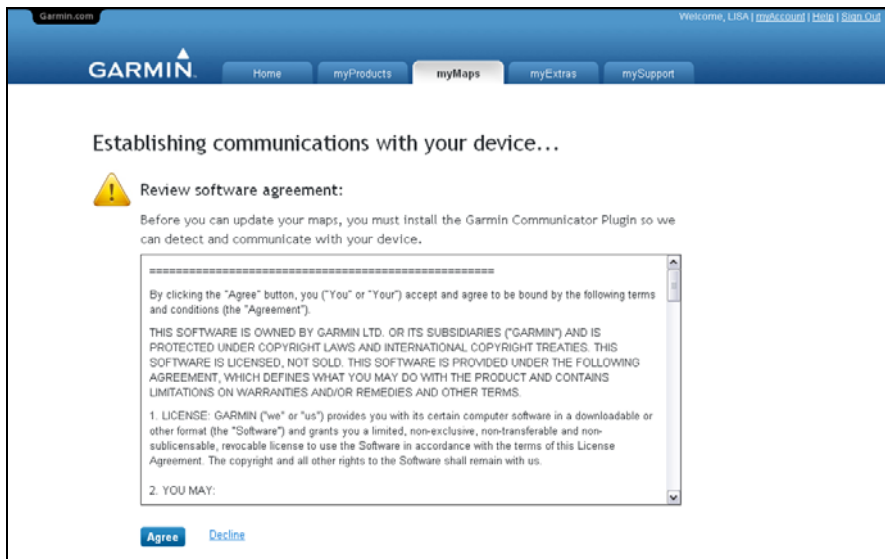


Downloading Your Map or Content Purchase

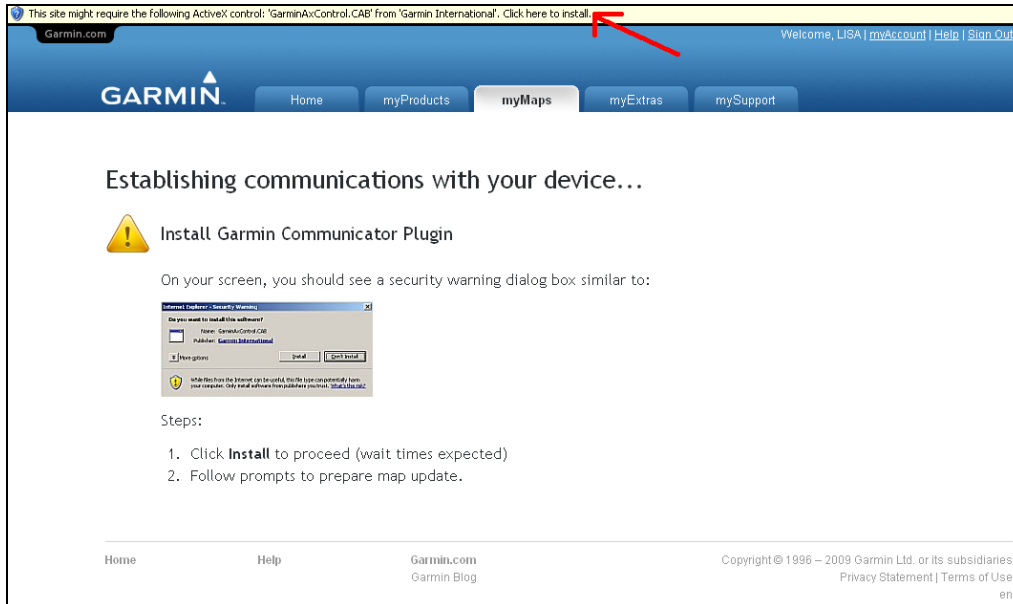
1. On the main myGarmin page, click **Add to Device**.



2. If you haven't already installed the Garmin Communicator Plugin, click **Agree** for the End User License Agreement shown below. The Garmin Communicator Plugin will send your new map or content from the website to your device.



3. Click the light yellow bar near the top of your screen and select **“Install Active X Control”** to install the Garmin Communicator Plugin.

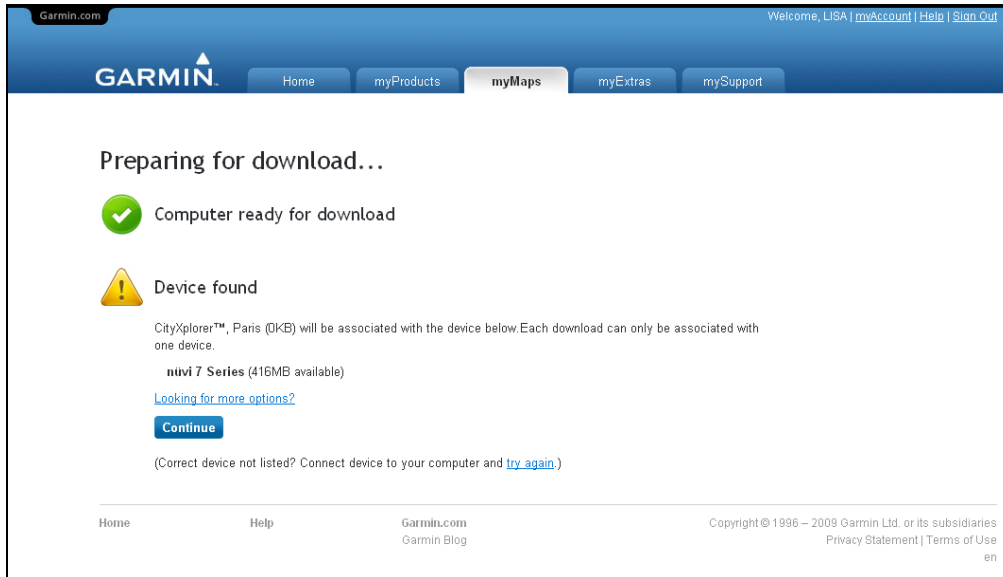


4. To finish the Garmin Communicator Plugin installation, click **Install**.
Please note: Some antivirus software will alert you that software is being installed on your computer.

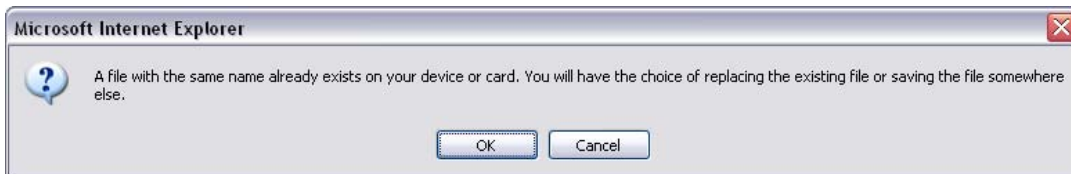


5. Connect your device to your computer.

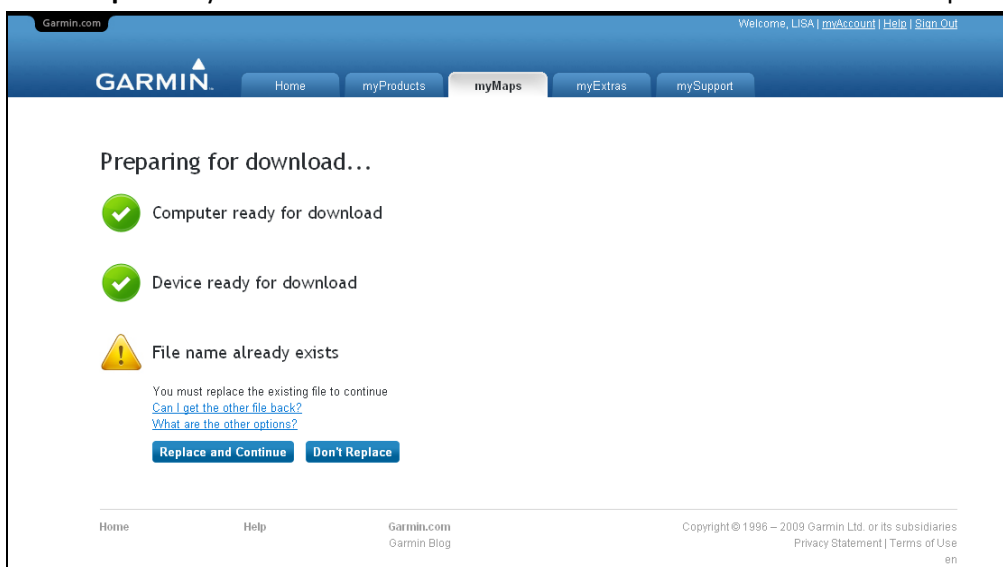
6. Once myGarmin detects that your device is connected to the computer, click **Continue** to install the new map or content to your device.



7. If your device has a recently purchased map or content download on it, you will receive the message below. Click **OK** to see other options for saving your purchase.



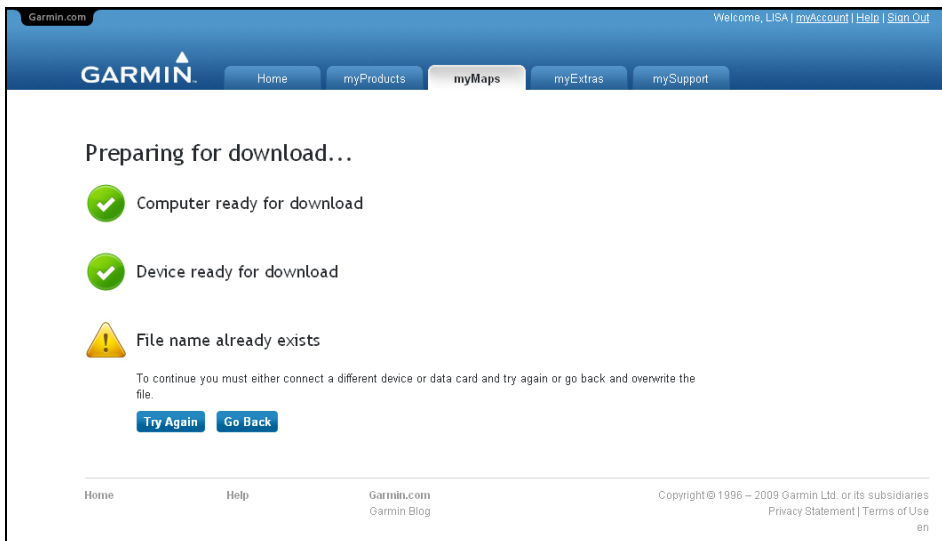
8. Select **Replace and Continue** to replace the map previously saved on your device with the new purchase. Select **Don't Replace** if you would like to select an alternative location to save this map.



- a. Selecting **Replace and Continue** will prompt you to click **Accept Agreement** to update the software on your device.



- b. Selecting **Don't Replace** will direct you to connect a different device or data card then try the download again.



9. Once you have selected a location to save your file, click **Accept Agreement** to update the software on your device.

Garmin.com Welcome, USA | [myAccount](#) | [Help](#) | [Sign Out](#)

GARMIN Home myProducts **myMaps** myExtras mySupport

Preparing for download...

- ✓ Computer ready for download
- ✓ Device ready for download
- ⚠ Download agreement

This download offers free firmware upgrades for select Garmin units. These upgrades are specific to the specific GPS units and software versions listed.

Warning:
This software should only be uploaded to the unit for which it is intended. If this software is uploaded to a GPS unit other than the product it is designed for, it will render the unit inoperative. If the software upload fails, and subsequent upload attempts prove unsuccessful, the unit may need to be returned to Garmin for service.

Software License Agreement

By downloading, installing, or using this software, you agree to be bound by the terms and conditions of the following license agreement. Please read this agreement carefully. Garmin Corporation ("Garmin") grants you a limited, non-exclusive license to use the upgrade software ("Software") in binary executable form in the normal operation of the applicable Garmin products. Title, ownership rights, and intellectual property rights in and to the Software remain in Garmin. This license is personal to you and you may make copies of the software only for your personal use. You agree that this license agreement does not

[Accept Agreement](#)

10. The file will begin downloading to your device or SD card.

Garmin.com Welcome, USA | [myAccount](#) | [Help](#) | [Sign Out](#)

GARMIN Home myProducts **myMaps** myExtras mySupport

Preparing for download...

- ✓ Computer ready for download
- ✓ Device ready for download
- 🟡 Downloading...

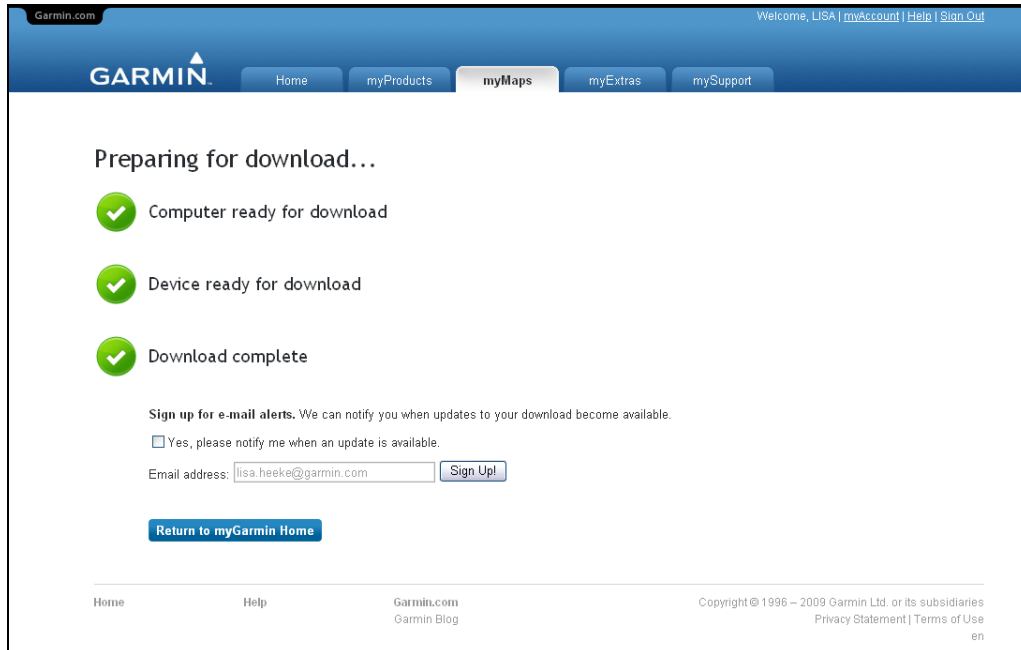
...CityXplorer™, Paris (0KB). Do not disconnect while the download is in progress.

Estimated time remaining: less than one minute

50%

Home Help Garmin.com Copyright © 1996 – 2009 Garmin Ltd. or its subsidiaries
Garmin Blog Privacy Statement | Terms of Use
en

11. Once the download is complete, you may choose to provide Garmin with your email address to receive email updates when this map or content is updated.



12. Disconnect your device from your computer and hit the road!
 - a. Content can be found on your device by selecting **Where To? > Extras**.
 - b. Maps can be found on your device by selecting **View Map**, and then dragging the map to the location you just purchased.